



Select Period

Tata Chemical Ltd




Captive Co-generation power plant

November

2024

View Ash Generation and Utilization

[Export Data](#)

	S. No.	Company Name	Plant Name	Initial Total Ash Stock (Lakh Metric Tonnes)	Fly Ash Generation (Lakh Metric Tonnes)	Bottom Ash Generation (Lakh Metric Tonnes)	Total Ash Generation (Lakh Metric Tonnes)	Fly Ash Utilization (LMT)	Bottom Ash Utilization (LMT)	Pond Ash Utilization (LMT)	Total Ash Utilization (LMT)	Fly Ash Stock (LMT)	Bottom Ash Stock (LMT)	Pond Ash Stock (LMT)	Total Ash Stock (LMT)	Target (%)	Target Vs Actual	Updated Date	Amount Received	Expenditure Borne
  	1	Tata Chemical Ltd	Captive Co-generation power plant	0	0.0825401	0	0.0825401	0.0825401			0.0825401	0	0	0	0			06/12/2024 8:00 AM	1095541.240063	381021.114276
		Total		0	0.0825401	0	0.0825401	0.0825401	0	0	0.0825401	0	0	0	0				1095541.240063	381021.114276

